

Mercedes Airbag Reset Tool

MB airbag sensor after car crash and airbag deployment can be locked (Control unit faulty) and must be replaced. Even after small accident Airbag sensor will write in internal memory special error message "crash data stored" or "computer fault" and after you need to exchange very expensive sensor to new one. With our MB Airbag Reset Tool you can reset and repair airbag computer in your office in 1 minute.



We are glad to present new device for MB Airbag repair. You can see some differences between old and new devices bellow:

	Link to PC	Read DTC Errors	Clear DTC Errors	Clear Crash Data	EEPROM Read/Write
Old Tool	Serial COM1	+/-	+	+/-	-
New Tool	USB	+	+	+	+

ECU types supported by MB Airbag Rest Tool:



No need to remove from car!
EEPROM read/write, Crash Data clear,
Error Memory read/erase.

Pin 9 – K line
Pin 5 - +12V
Pin 6 - GND



No need to remove from car!

EEPROM read/write, Crash Data clear, Error Memory read/erase.

Pin 9 – K line

Pin 5 - +12V

Pin 6 - GND



No need to remove from car!

EEPROM read/write, Crash Data clear, Error Memory read/erase.

Pin 9 – K line

Pin 5 - +12V

Pin 6 - GND



No need to remove from car!

EEPROM read/write, Crash Data clear, Error Memory read/erase.

Pin 9 – K line

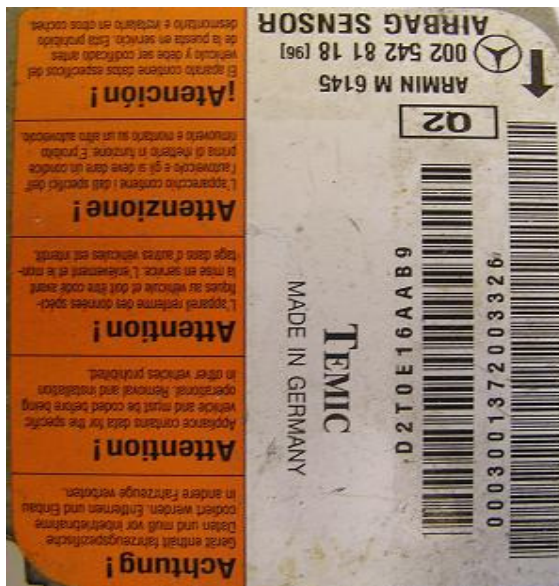
Pin 5 - +12V

Pin 6 - GND



No need to remove from car!
EEPROM read/write, Crash Data clear,
Error Memory read/erase.

Pin 32 – K line
Pin 1 - +12V
Pin 56 - GND

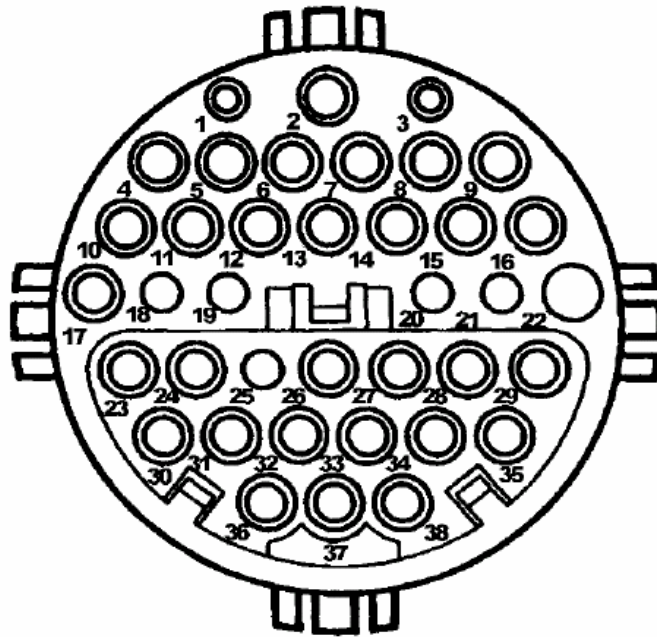


No need to remove from car!
EEPROM read/write, Crash Data clear,
Error Memory read/erase.

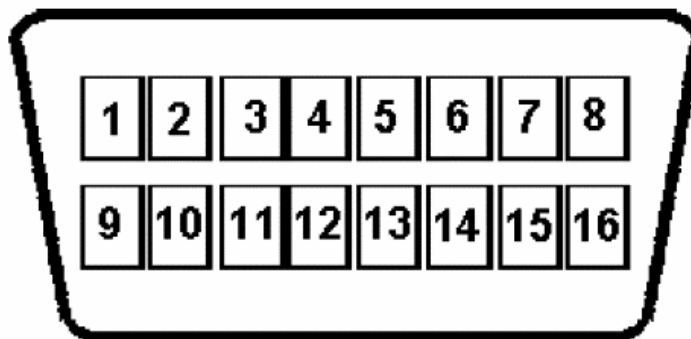
Pin 32 – K line
Pin 1 - +12V
Pin 56 - GND

Using these pictures you can erase airbag “on the table” – you must connect GND, +12V, and Diagnostic line between airbag sensor and MB Airbag Eraser, connect power supply to GND and +12V and use Eraser like in the car. **After erasing don't connect power supply again – MB airbag sensor is very sensitive and can write “controller malfunction” error after connection on the table without car.**

OBDDII – MB 38 pin connection diagram :



MB 38 pins connector



OBDII connector

MB OBDII connector	MB 38 pins connector
7	30 (Diagnostic)
13	30 (Diagnostic)
16	3 (+12V)
4	1 (GND)
5	1 (GND)